




THE BEACH VISTA
AT AL MARJAN ISLAND

F L O O R P L A N S

GROUND FLOOR PLAN



- LOBBY
- GYM
- POOL
- RESIDENTIAL LOUNGE/
CO-WORKING SPACE
-
- 1 BEDROOM
- 2 BEDROOM



TYPICAL
FLOOR PLAN



- STUDIO
- 1 BEDROOM
- 2 BEDROOM

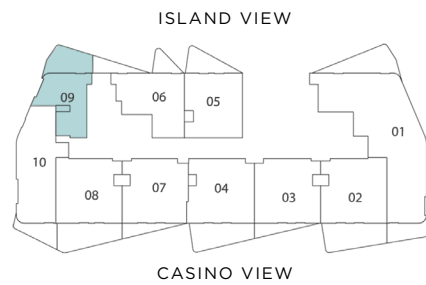


TYPE 1 STUDIO

INTERNAL LIVING AREA:
363.17 SQ.FT.

OUTDOOR LIVING AREA:
116-171 SQ.FT.

TOTAL LIVING AREA:
479-533 SQ.FT.



KEY PLAN

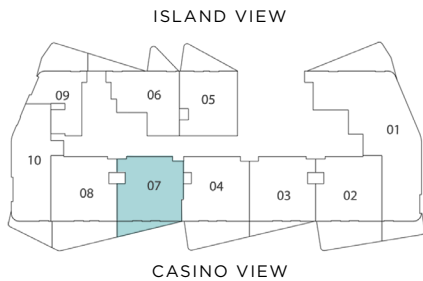


TYPE 1
1 BEDROOM

INTERNAL LIVING AREA:
590.51 SQ.FT.

OUTDOOR LIVING AREA:
73-239 SQ.FT.

TOTAL LIVING AREA:
667-835 SQ.FT.



KEY PLAN

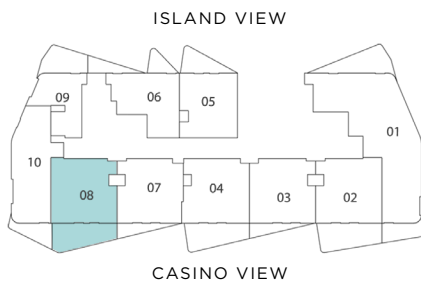


TYPE 2 1 BEDROOM

INTERNAL LIVING AREA:
604.93 SQ.FT.

OUTDOOR LIVING AREA:
74-234 SQ.FT.

TOTAL LIVING AREA:
671-839 SQ.FT.



KEY PLAN

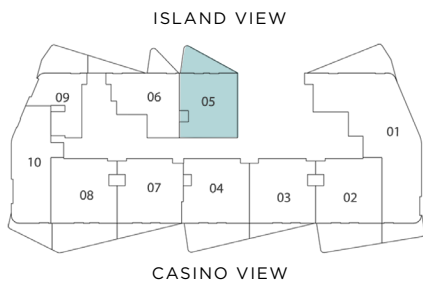


TYPE 4
1 BEDROOM

INTERNAL LIVING AREA:
528.72 SQ.FT.

OUTDOOR LIVING AREA:
122-124 SQ.FT.

TOTAL LIVING AREA:
651-653 SQ.FT.



KEY PLAN

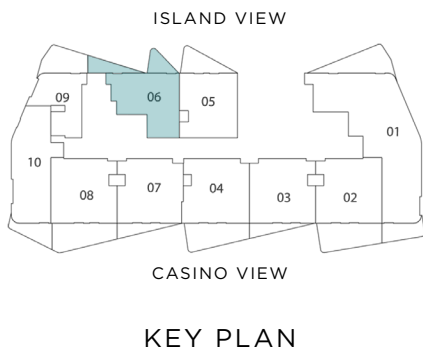


TYPE 5
1 BEDROOM

INTERNAL LIVING AREA:
515.81 SQ.FT.

OUTDOOR LIVING AREA:
140-274 SQ.FT.

TOTAL LIVING AREA:
656-790 SQ.FT.



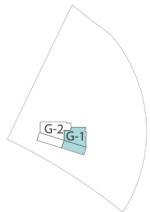
TYPE 6
1 BEDROOM
GROUND FLOOR

INTERNAL LIVING AREA:
1129.67 SQ.FT.

OUTDOOR LIVING AREA:
579.53 SQ.FT.

TOTAL LIVING AREA:
1709.20 SQ.FT.

ISLAND VIEW



CASINO VIEW

KEY PLAN

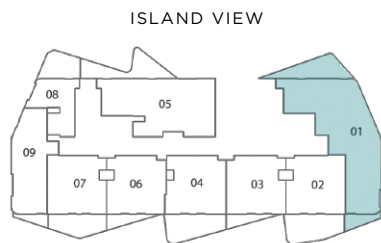


TYPE 1
2 BEDROOMS

INTERNAL LIVING AREA:
1294.47 SQ.FT.

OUTDOOR LIVING AREA:
302-415 SQ.FT.

TOTAL LIVING AREA:
1,589-1,709 SQ.FT.



CASINO VIEW

KEY PLAN



TYPE 2
2 BEDROOMS
FIRST FLOOR

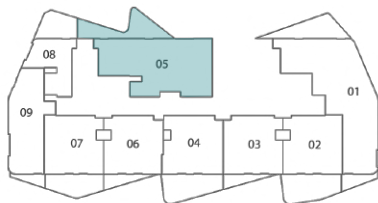
INTERNAL LIVING AREA:
1043.02 SQ.FT.

OUTDOOR LIVING AREA:
254.57 SQ.FT.

TOTAL LIVING AREA:
1297.59 SQ.FT.



ISLAND VIEW



CASINO VIEW

KEY PLAN

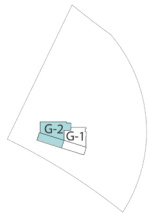
TYPE 3
2 BEDROOMS
GROUND FLOOR

INTERNAL LIVING AREA:
1129.67 SQ.FT.

OUTDOOR LIVING AREA:
579.53 SQ.FT.

TOTAL LIVING AREA:
1709.20 SQ.FT.

ISLAND VIEW



CASINO VIEW

KEY PLAN

